



Monthly Fact Sheet 31 December 2024



**Portfolio Manager**

**Alec Letchfield**

Alec is a partner at Hansa Capital Partners, having joined as Chief Investment Officer in September 2013 from HSBC where, as CIO for Wealth and Multi-Asset, he was instrumental in the development of the multi-asset class offering for private clients for the HSBC Group. This highly diverse range of solutions generated excellent investment performance and industry leading asset growth. Previously he headed up the UK equity team, managing a range of high conviction portfolios.

**Company facts**

**Shares in issue:**

40M Ordinary shares  
80M 'A' non-voting Ordinary shares

**Launch date:**

1912 (business transferred to Hansa Investment Company Limited in August 2019).

**Year end:**

31 March

**Dividends:**

August, November, February, May

**Directors:**

J. Davie (Chairman),  
S. Heidempergher,  
R. Lightowler (Audit Chair),  
W.H. Salomon.

**Fees:**

1% p.a. of NAV (excluding the holding in OWHL) payable monthly.

**AIC Sector:**

Flexible

**KPIs:**

UK CPI, MSCI ACWI TR GBP and FTSE Gilts All Stocks TR.

**Ongoing PRIIPs KID Charge:**

1.77%

**AGM:**

July

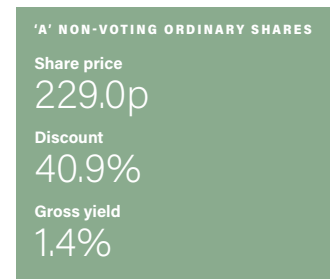
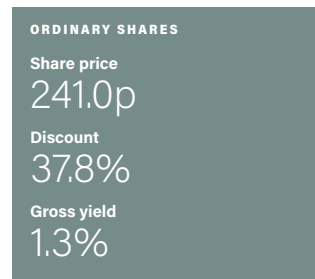

**NAV Frequency:**

Daily

**Investment objective**

To grow the Company's net assets over the medium to long term by investing in a diversified and multi-strategy portfolio comprising third-party funds, global equities and other international financial securities. The Company may invest in quoted and unquoted securities and holds a strategic position in the share capital of Ocean Wilsons Holdings Ltd (OWHL) which currently represents its largest holding.

**Financial highlights**

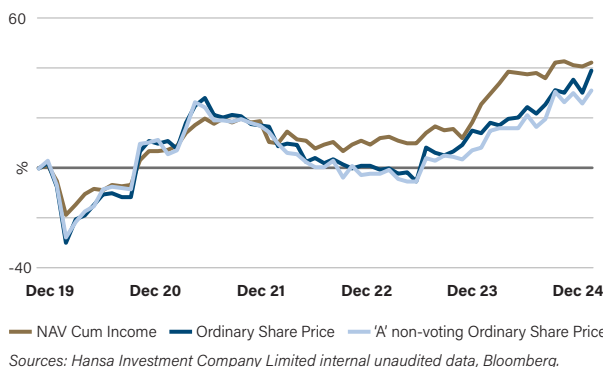


**PERFORMANCE ANALYSIS**

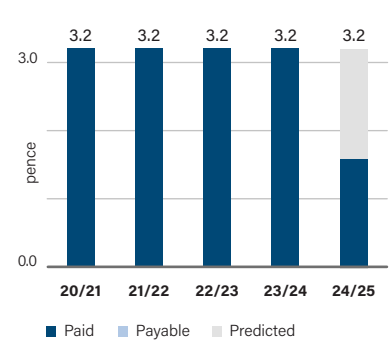
**Total return (%)**

	Last month	Financial YTD	Calendar YTD	1 Year	3 Years	5 Years	10 Years
NAV	1.1	2.9	13.8	13.8	20.4	42.7	87.5
Ordinary shares	6.6	16.0	22.3	22.3	18.8	39.2	56.2
'A' non-voting Ordinary shares	4.6	13.5	21.7	21.7	12.5	31.8	56.3

**Five year total return cumulative performance**



**Annual dividend payments**



**Rolling one year discrete performance**

	Q4 2019 to Q4 2020	Q4 2020 to Q4 2021	Q4 2021 to Q4 2022	Q4 2022 to Q4 2023	Q4 2023 to Q4 2024
Total return					
Ordinary shares	11.1	5.5	-14.1	13.1	22.3
'A' non-voting Ordinary shares	10.5	6.0	-16.6	10.8	21.7

**Important information:** Net Asset Values (NAV) and returns are stated on a cum income basis (i.e. including the relevant income received from investments). This is in accordance with the practice of the Association of Investment Companies of which Hansa Investment Company Limited (HICL) is a member. Total Returns on NAV and Shares have been sourced from unaudited internal management information. Prices quoted are mid price and performance returns are mid to mid. Performance of HICL has been combined with that of Hansa Trust PLC for periods prior to 27 August 2019.

